



Notes





To St. Lukes South Hospital

Trip to 12300 Metcalf Ave

Overland Park, KS 66213-1324

2.23 miles - about 4 minutes

**★ Sheraton Overland Park Hotel at the Convention Center
6100 College Blvd, Overland Park, KS 66211**

-  1. Start out going **WEST** on **COLLEGE BLVD** toward **LAMAR AVE.** go 0.6 mi
-  2. Turn **LEFT** onto **METCALF AVE.** go 0.9 mi
-  3. Turn **SLIGHT LEFT** to stay on **METCALF AVE.** [Map](#) go 0.7 mi
-  4. **12300 METCALF AVE** is on the **RIGHT.** go 0.0 mi

★ 12300 Metcalf Ave, Overland Park, KS 66213-1324
Total Travel Estimate : 2.23 miles - about 4 minutes

[All rights reserved. Use subject to License/Copyright](#) | [Map Legend](#)

Directions and maps are informational only. We make no warranties on the accuracy of their content, road conditions or route usability or expeditiousness. You assume all risk of use. MapQuest and its suppliers shall not be liable to you for any loss or delay resulting from your use of MapQuest. Your use of MapQuest means you agree to our [Terms of Use](#)



Notes

To Menorah Medical Center

Trip to Menorah Medical Ctr

5721 W 119th St, Overland Park, KS

66209 - (913) 498-6000

2.51 miles - about 4 minutes

**Sheraton Overland Park Hotel at the Convention Center
6100 College Blvd, Overland Park, KS 66211**



1. Start out going WEST on COLLEGE BLVD toward LAMAR AVE. go 0.6 mi



2. Turn LEFT onto METCALF AVE. go 0.9 mi



3. Turn SLIGHT LEFT to stay on METCALF AVE. [Map](#) go 0.2 mi



4. Turn LEFT onto W 119TH ST. go 0.8 mi



5. 5721 W 119TH ST is on the RIGHT. go 0.0 mi

**Menorah Medical Ctr - (913) 498-6000
5721 W 119th St, Overland Park, KS 66209**

Total Travel Estimate : 2.51 miles - about 4 minutes

All rights reserved. Use subject to License/Copyright | [Map Legend](#)

Directions and maps are informational only. We make no warranties on the accuracy of their content, road conditions or route usability or expeditiousness. You assume all risk of use. MapQuest and its suppliers shall not be liable to you for any loss or delay resulting from your use of MapQuest. Your use of MapQuest means you agree to our [Terms of Use](#)



Notes

To Overland Park Regional Hospital

Trip to Overland Park Regional Med Ctr

10500 Quivira Rd, Overland Park, KS 66215 - (913) 541-5000
4.23 miles - about 6 minutes

**Sheraton Overland Park Hotel at the Convention Center
6100 College Blvd, Overland Park, KS 66211**

-  1. Start out going WEST on COLLEGE BLVD toward LAMAR AVE. go 0.6 mi
-  2. Turn SLIGHT RIGHT onto METCALF AVE. [Map](#) go 0.4 mi
-  3. Merge onto I-435 W / US-169 S / US-50 W via the ramp on the LEFT. go 2.8 mi
-  4. Take the QUIVIRA ROAD exit, EXIT 82. go 0.2 mi
-  5. Keep RIGHT at the fork to go on QUIVIRA RD. go 0.2 mi
-  6. Make a U-TURN at W 105TH ST onto QUIVIRA RD. go 0.0 mi
-  7. 10500 QUIVIRA RD is on the RIGHT. go 0.0 mi

**Overland Park Regional Med Ctr - (913) 541-5000
10500 Quivira Rd, Overland Park, KS 66215**

Total Travel Estimate : 4.23 miles - about 6 minutes

All rights reserved. Use subject to [License/Copyright](#) [Map Legend](#)

Directions and maps are informational only. We make no warranties on the accuracy of their content, road conditions or route usability or expeditiousness. You assume all risk of use. MapQuest and its suppliers shall not be liable to you for any loss or delay resulting from your use of MapQuest. Your use of MapQuest means you agree to our [Terms of Use](#)



Notes
To St. Lukes Hospital

Trip to St Luke's Hospital





4401 Wornall Rd, Kansas City,

MO 64111 - (816) 932-2000

11.93 miles - about 24 minutes

★ Sheraton Overland Park Hotel at the Convention Center

6100 College Blvd, Overland Park, KS 66211

-  1. Start out going **WEST** on **COLLEGE BLVD** toward **LAMAR AVE.** go 0.6 mi
-  2. Turn **SLIGHT RIGHT** onto **METCALF AVE.** go 3.0 mi
-  3. Stay **STRAIGHT** to go onto **METCALF AVE / US-169.** [Map](#) go 2.9 mi
-  4. Take the **SHAWNEE MISSION PKWY EAST / US-169 E / US-56 N** ramp. go 0.2 mi
-  5. Merge onto **US-56 E** (Crossing into **MISSOURI**). go 4.3 mi
-  6. Turn **SLIGHT RIGHT** onto **WARD PKWY.** go 0.4 mi
-  7. Turn **LEFT** onto **WORNALL RD.** go 0.0 mi
-  8. **WORNALL RD** becomes **BROADWAY ST.** go 0.4 mi
-  9. Turn **RIGHT** onto **W 45TH ST.** go 0.1 mi
-  10. Turn **LEFT** onto **WORNALL RD.** go 0.1 mi
-  11. **4401 WORNALL RD** is on the **RIGHT.** go 0.0 mi


★ St Luke's Hospital - (816) 932-2000

4401 Wornall Rd, Kansas City, MO 64111

Total Travel Estimate : 11.93 miles - about 24 minutes

[All rights reserved. Use subject to License/Copyright](#) | [Map Legend](#)

Directions and maps are informational only. We make no warranties on the accuracy of their content, road conditions or route usability or expeditiousness. You assume all risk of use. MapQuest and its suppliers shall not be liable to you for any loss or delay resulting from your use of MapQuest. Your use of MapQuest means you agree to our [Terms of Use](#)



The Sheraton Overland Park Hotel
6100 College Blvd.
Overland Park, KS 66211

EMERGENCY EVACUATION PLAN

Ambulance	(911)	
MAST. Ambulance		913-384-3911
American Medical Response		816-836-1594
Hospitals		
St. Luke's South Hospital		913-317-7000
12300 Metcalfe Av. OP. KS.		
St. Luke's of Kansas City		816-932-2000
4401 Wornall Rd. KC. MO.		
Overland Park Regional		913-541-5000
10500 Quivira Rd. OP. KS		
Poison Control		1-800-332-6633

- **IF YOU DISCOVER FIRE OR SMOKE INSIDE YOUR ROOM:**
- Call the fire department (see floor plan for telephone number) and state your location (name and address).
 - Call the hotel operator (O)
 - Take your room key; exit the room and close the door behind you.
 - Alert others in the area.
 - Activate the nearest fire alarm.
 - Walk to the nearest stairway (DO NOT USE THE ELEVATOR) AND EXIT THE BUILDING
 - *If smoke is present, stay low.*
- **IF YOU ARE ORDERED TO EVACUATE YOUR ROOM:**
- EXIT WITH CAUTION. Feel the door. If the door is NOT HOT, open it slightly and look in both directions for the nearest exit sign.
 - Take your room key, exit the room and close the door behind you.
 - If smoke is present, stay low.
 - Walk to the nearest stairway (DO NOT USE THE ELEVATOR) AND EXIT THE BUILDING.
- **IF YOU ARE ORDERED TO EVACUATE YOUR ROOM AND THE DOOR IS HOT:**
- DO NOT OPEN IT.
 - Call the fire department (see floor plan for telephone number) and state your location (name and address).
 - Call the hotel operator (O) and state your location.
 - Stuff wet towels or clothes under the door and in air vents to keep out smoke and fumes.
 - Remain calm and wait for further instructions. If you cannot exit, your room is the safest place to be.
- **SECURITY INSTRUCTIONS**
- Safeguard your room key as you would your residence key.
 - If room key is lost or stolen, report to front desk immediately.
 - Lock your door from the inside while occupying room.
 - Use safety latch.
 - Be sure guest room door is locked and secure openings to balconies or patios before retiring or leaving room.
 - Never admit repairmen without checking with management, never admit persons with unsolicited deliveries.
 - Do not keep valuables in room. Safe deposit boxes are available free of charge at the front desk.
 - Do not leave valuables inside parked vehicles.
 - Do not reveal name of hotel or room number to strangers.
 - Never discuss plans for staying away from hotel in front of strangers.
 - Do not leave luggage unattended when checking out.
 - Deposit room key with desk clerk when checking out.
 - Do not leave key in your room.
 - If you notice anything of a suspicious or alarming nature, or have need of any special assistance, please contact the management.