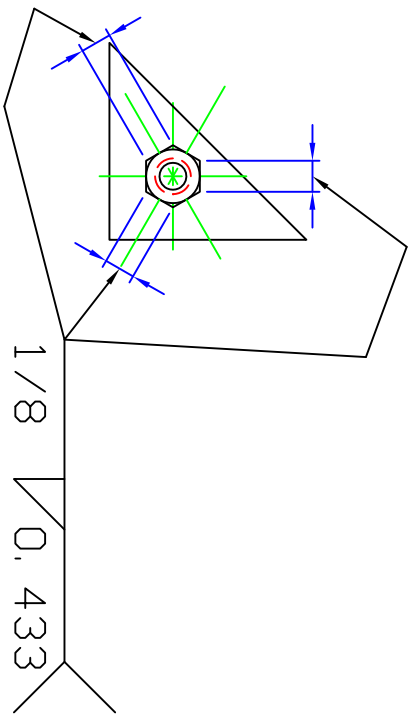
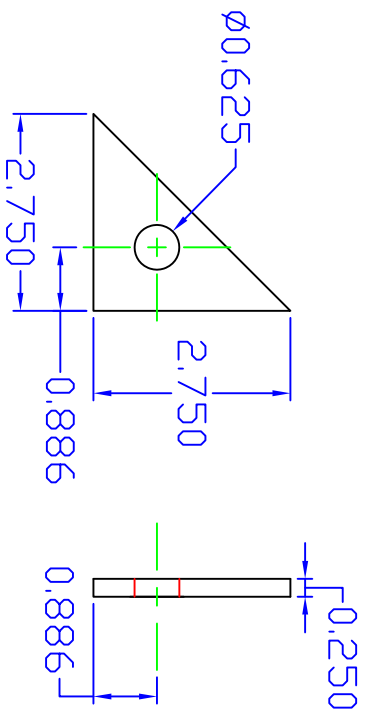


I. D.	QTY.	DESCRIPTION
F	4	1/4" X 20-15/16" X 41-15/16" PLATE
G	4	1/2" - 18 NUT

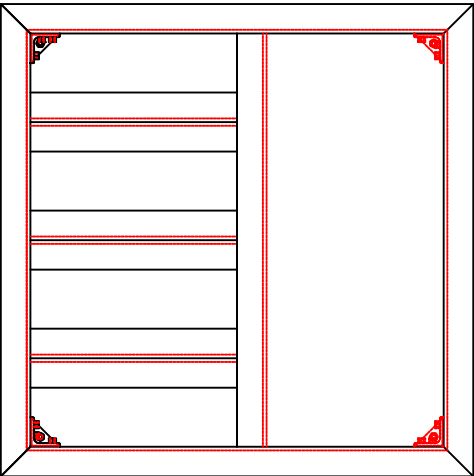


INCHES UNLESS
OTHERWISE SPECIFIED
TOLERANCES:
.X = ±.1
.XX = ±.05
.XXX = ±.005
.XXXX = ±.0005
ANGLES = ±.1°
FRACTIONS = ±1/32

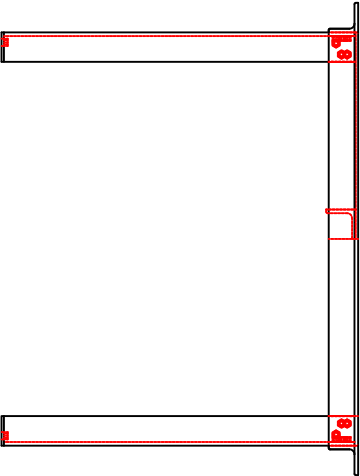
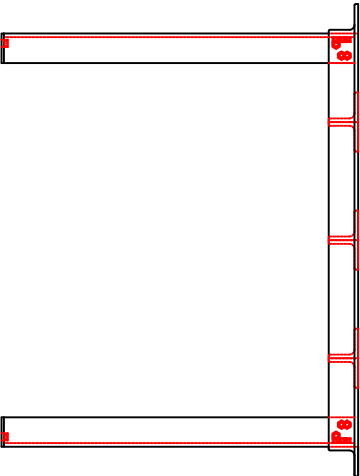
WELDING FABRICATION

PART NAME		SUBASSEMBLY / PART FAB 1	
MATERIAL		3 X 3 X 3/8" ANGLE STEEL	
DRAWN BY		N. PETERSON	
SCALE		NONE	
SHEET		3 OF 5	
DATE		REV 1	





SPECIAL NOTE:
 THESE DRAWINGS ARE NOT COMPLETE. YOU WILL RECEIVE COMPLETE AND FINAL DRAWINGS AT THE CHAMPIONCHIPS. THIS INFORMATION IS BEING GIVEN NOW TO HELP YOU PREPARE TO MAKE THESE WORKBENCHES THAT WILL ULTIMATLY BE USED IN THE FUTURE FOR THE WELDING FABRICATION CONTEST.



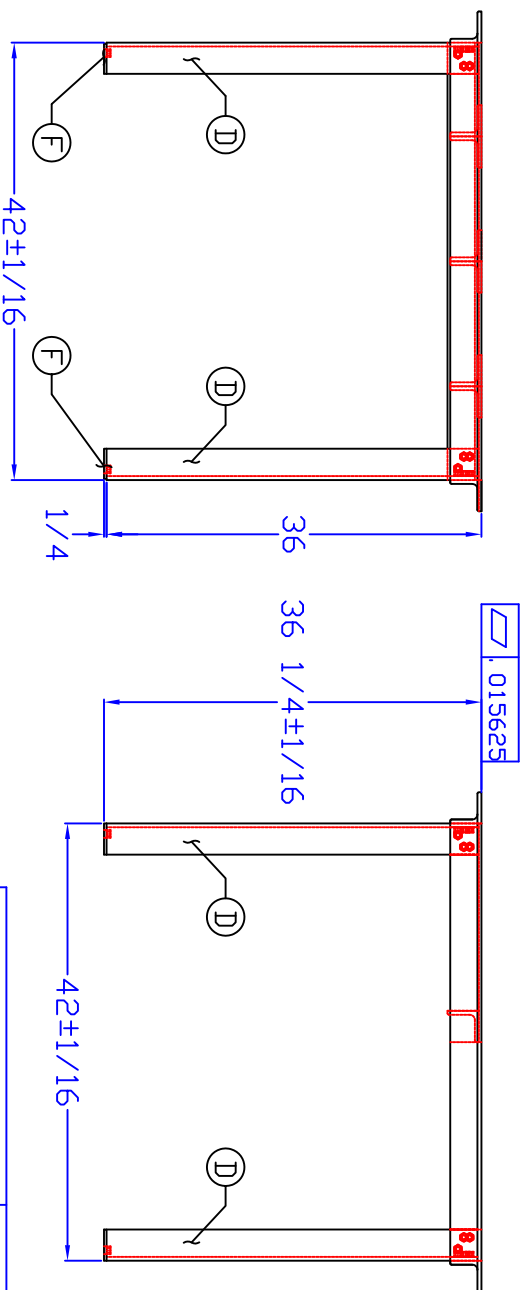
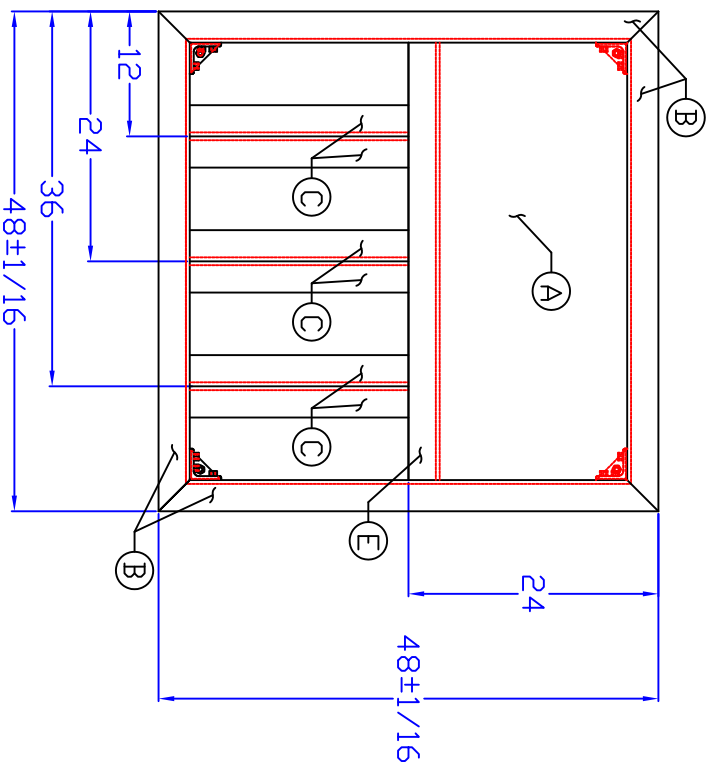
INCHES UNLESS
 OTHERWISE SPECIFIED
 TOLERANCES:
 .X = ±.1
 .XX = ±.05
 .XXX = ±.005
 .XXXX = ±.0005
 ANGLES = ±.1°
 FRACTIONS = ±1/32

WELDING FABRICATION

PART NAME			
FABRICATION BENCH			
MATERIAL			
3 X 3 X 3/8" ANGLE STEEL			
DRAWN BY		DATE	
N. PETERSON			
SCALE		SHEET	
NONE		1 OF 5	
			REV
			1



I. D.	QTY.	DESCRIPTION
A	1	1/4" X 21" X 41-15/16" Plate
B	4	3/8" X 3" X 3" X 48" ANGLE
C	6	3/8" X 3" X 3" X 20-15/16" ANGLE
D	4	3/8" X 3" X 3" X 35-5/8" ANGLE
E	4	3/8" X 3" X 3" X 41-15/16" ANGLE
F	4	1/4" X 20-15/16" X 41-15/16" PLATE
G	20	1/2" - 18 NUT
H	4	1/2" - 18 X 2" BOLT (NOT SHOWN)
J	12	1/2" - 18 X 1" BOLT (NOT SHOWN)



INCHES UNLESS
OTHERWISE SPECIFIED
TOLERANCES:
.X = ±.1
.XX = ±.05
.XXX = ±.005
.XXXX = ±.0005
ANGLES = ±.1°
FRACTIONS = ±1/32

WELDING FABRICATION

PART NAME
FABRICATION BENCH

MATERIAL
3 X 3 X 3/8" ANGLE STEEL

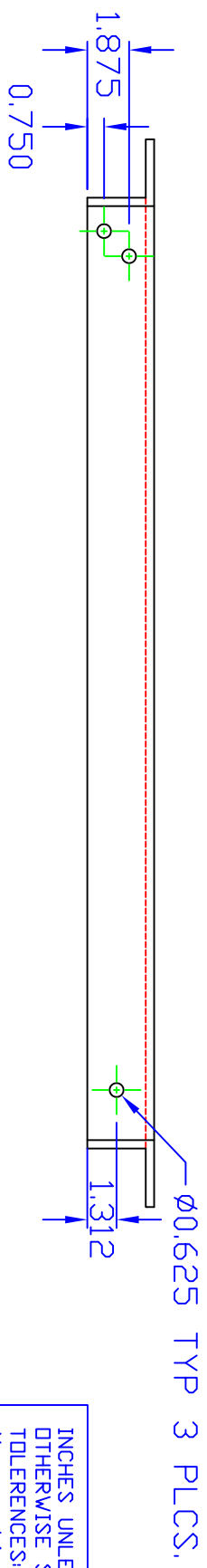
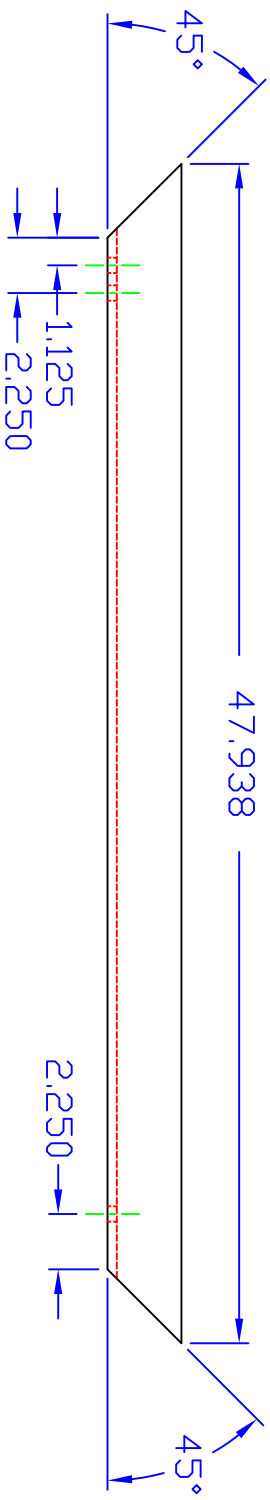
DRAWN BY
N. PETERSON

SCALE NONE CHECKED BY SHEET 2 OF 5 REV 1



I. D.	QTY.	DESCRIPTION
B	4	3/8" X 3' X 3' X 48" ANGLE

COMPLETE ANGLES BY OFC
 PROCCSS. HAVE JUDGE CHECK
 CUTS BEFORE GRINDING
 REQUIREMENTS



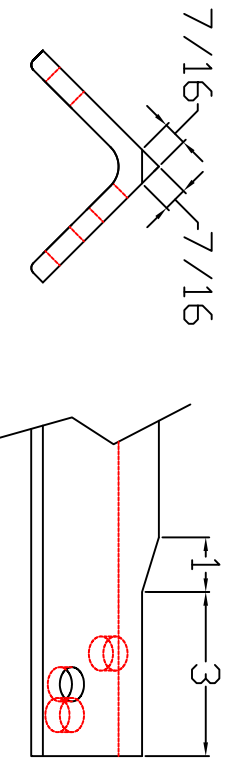
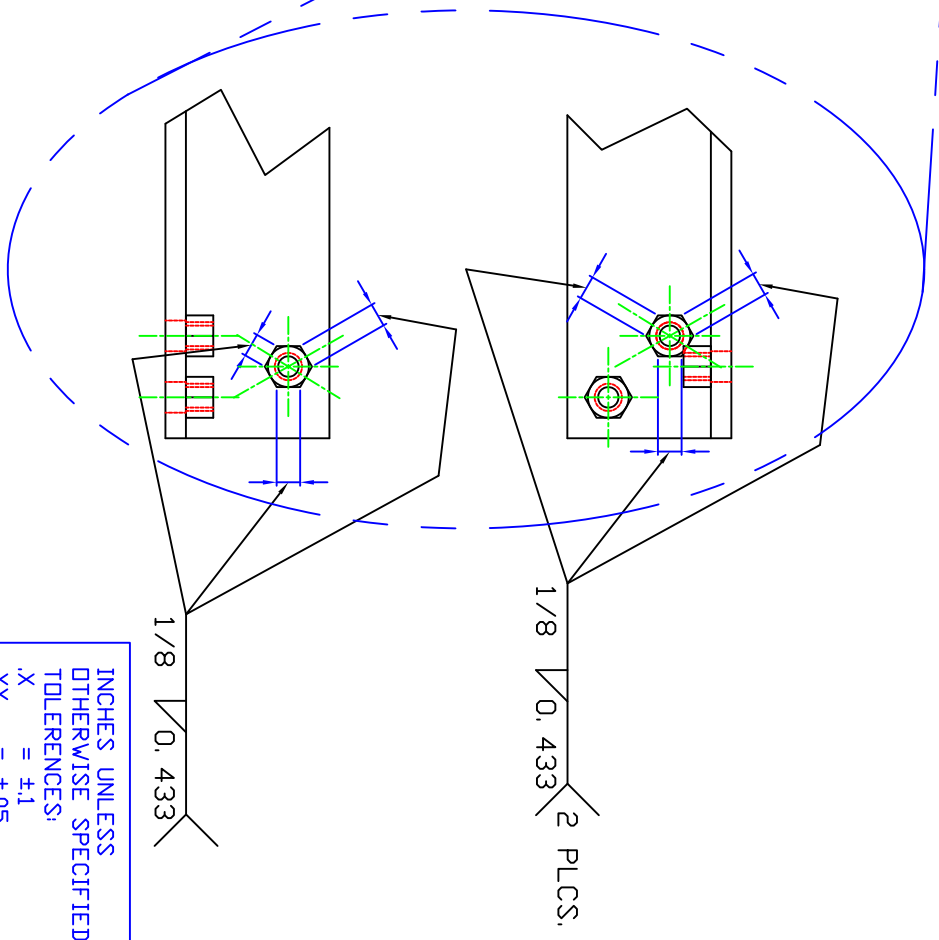
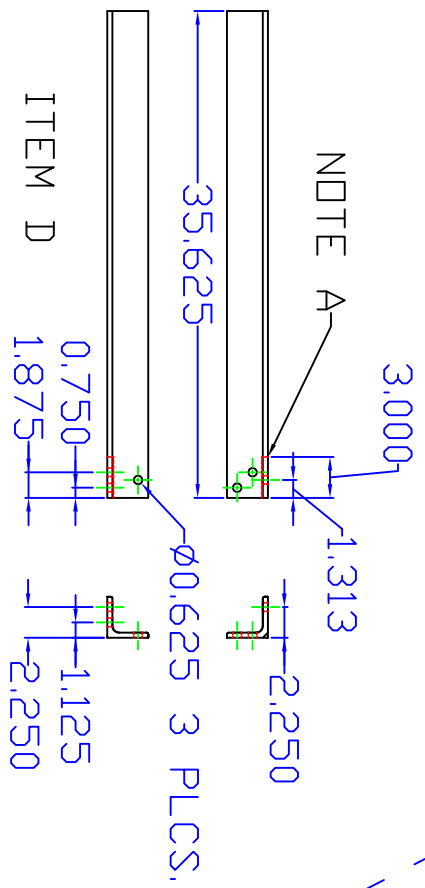
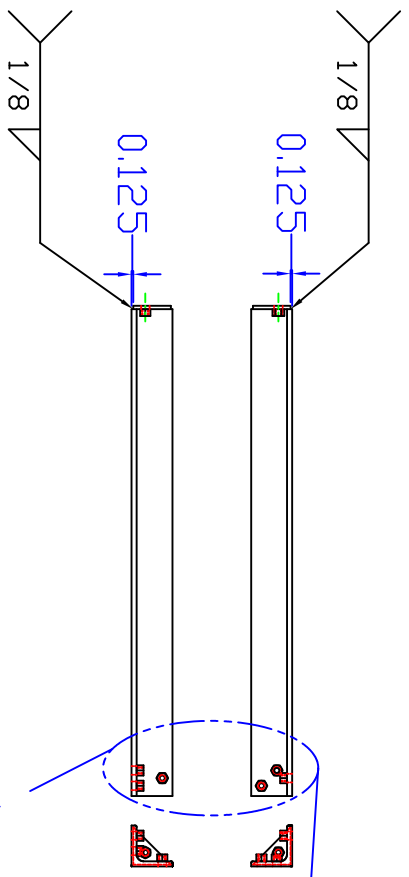
INCHES UNLESS
 OTHERWISE SPECIFIED
 TOLERANCES:
 .X = ±.1
 .XX = ±.05
 .XXX = ±.005
 .XXXX = ±.0005
 ANGLES = ±.1°
 FRACTIONS = ±1/32

WELDING FABRICATTION

PART NAME			
SUBASSEMBLY / PART FAB 2			
MATERIAL			
3 X 3 X 3/8" ANGLE STEEL			
SIZE	DRAWN BY	DATE	REV
A	N. PETERSON		1
SCALE	CHECKED BY	SHEET	
NONE		4 OF 5	



I. D.	QTY.	DESCRIPTION
D	4	3/8" X 3' X 3' X 35-5/8" ANGLE
F	4	1/4" X 20-15/16" X 41-15/16" PLATE
G	20	1/2" - 18 NUT



NOTE A: GRIND PROFILE SHOWN. THIS IS TO AVOID INTERFERENCE WITH WELD ON COMPLETE ASSEMBLY.

INCHES UNLESS OTHERWISE SPECIFIED
 TOLERANCES:
 .X = ±.1
 .XX = ±.05
 .XXX = ±.005
 .XXXX = ±.0005
 ANGLES = ±.1°
 FRACTIONS = ±1/32

WELDING FABRICATTION

PART NAME		SUBASSEMBLY / PART FAB 3	
MATERIAL		3 X 3 X 3/8" ANGLE STEEL	
DRAWN BY		N. PETERSON	
SCALE		NONE	
SHEET		5 OF 5	
DATE		REV 1	

